
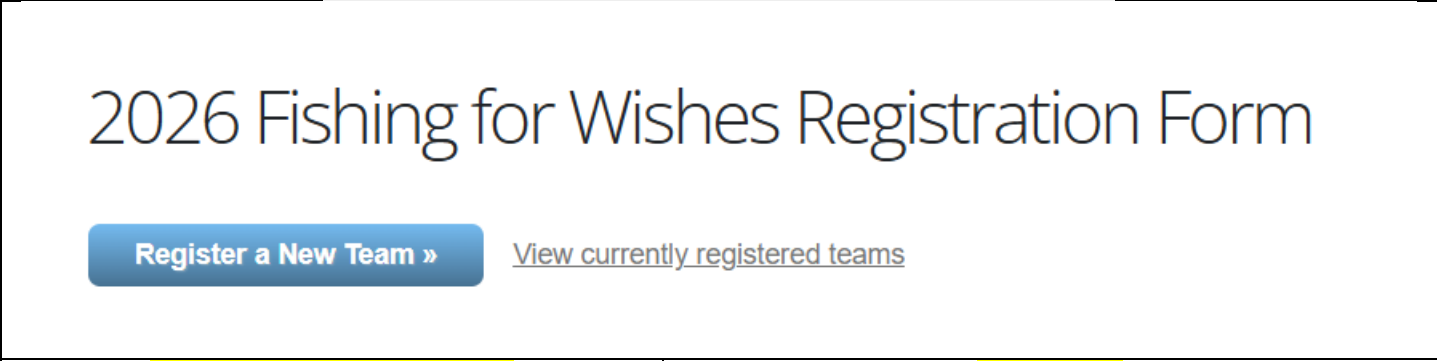






How to Register A Sponsored Team

Step	Directions	Visual Aid	
1	On the home page, select the "Sponsored Team Registration"		 <p>The screenshot shows the '2026 Fishing for Wishes' registration page. At the top, it says '2026 Fishing for Wishes' and 'April 18, 2026'. Below this is a logo for 'Fishing WISHES' featuring a fish and the text 'Friends For Wishes Benefiting Make-A-Wish Texas Gulf Coast & Louisiana'. At the bottom, there are two orange buttons: 'Team Registration' and 'Sponsored Team Registration'.</p>
2	On the Team Registration Page select "Register a New Team"	 <p>The screenshot shows the '2026 Fishing for Wishes Registration Form' page. It features a large blue button labeled 'Register a New Team »' and a link labeled 'View currently registered teams'.</p>	
3	Enter Your Team Name and select continue	<p>Previously Competing Teams</p> <p>If you have previously participated in this tournament, your team name may auto-populate. When selected, it will request you select an angler and enter the email address to confirm your identity before the registration form will move to the next step. It will appear like this:</p>	<p>New Teams</p> <p>Register a New Team</p> <p>Team Name:</p> <p>Happy Fisherman</p> <p>Continue »</p>

		<p>Register a New Team</p> <p>Team Name: Braided & Poppin</p> <p>Choose any previous anglers you would like to register with this team:</p> <p><input checked="" type="checkbox"/> Teri Hoop <input type="checkbox"/> Patrick Hoop</p> <p><small>You'll be able to add more anglers later, if needed.</small></p> <p>Continue »</p> <p>Security Pop-Up</p> <p>ment.php?id=112</p> <p>fishingforwishes.profishingtournaments.com says</p> <p>Please confirm the e-mail address associated with this team profile to unlock their information (T*****p@gmail.com):</p> <p><input type="text"/></p> <p>OK Cancel</p>	
4	Once you select continue, the screen will show as follows. Select “Click here to add Missing Info!”	<p>« Start Over</p> <p>To complete your registration, please fill out all your team and angler information. Then click the button below to register.</p> <div>  <p>Happy Fisherman click to edit</p> <p>✖ Click here to add missing info!</p> <p>Save & close Save & add new angler</p> </div> <div>  <p>add angler</p> </div>	

5	<p>Select the following based on your team's registration</p> <ul style="list-style-type: none"> - Team Division (Guided or Non-Guided) - Sponsorship Level - Select All Side Pots - Do Not Select VIP Experience as this is already included in your sponsorship level 	<div data-bbox="751 99 1829 475"> <h3>Your Team Information</h3> <p>Team Name: * Team Division: * Sponsorship Level: *</p> <p>Happy Fisherman - Choose - - Choose -</p> <p>Side Pots and VIP Experience Wristbands:</p> <p><input type="checkbox"/> Spot Pot <input type="checkbox"/> Sweet 17 Trout <input type="checkbox"/> Texas Slam <input type="checkbox"/> Heavy Flounder <input type="checkbox"/> Heavy Other</p> <p><input type="checkbox"/> VIP Experience (2 VIP Wristbands) <input type="checkbox"/> VIP Experience (4 VIP Wristbands)</p> <p>Team registration fee: \$0.00</p> </div>
6	<p>Next, Enter your Boat Information. Once all information has been submitted, select "Save & Add New Angler"</p>	<div data-bbox="751 524 1829 1008"> <h3>Boat Information</h3> <p>Captain Name: * Team E-mail: * Additional Team Contact Name: *</p> <p><input type="text"/> <input type="text"/> <input type="text"/></p> <p><input type="checkbox"/> Register captain as an angler on this team</p> <p>Additional Team Contact Phone: * Guide (required for Guided division): *</p> <p><input type="text"/> none</p> <p>Registered anglers: 0 anglers (min. 1, max. 4)</p> <p>Before completing your registration, please add AT LEAST 1 angler to your team. To add anglers, close this window and click 'add angler'.</p> <p>Save & close Save & add new angler</p> </div> <ul style="list-style-type: none"> - The Captain in this section is your Team Captain. If your Team Captain is one of the 4 anglers for your team, be sure to select the "Register Captain as an Angler on This Team" box as it will pre-populate the next step. - There is a separate field to put the name of your Guide if you are a part of the Guided Division. Reminder that if your guide is fishing as a part of your 4 man team, they must be listed as an angler in the next section.

7	When Add New Angler box opens, enter New Angler Name and select continue	<div><div><div><div><div></div><div><div>New angler</div><div><div>✓</div>Type in the name of your new angler below</div></div></div><div>\$0</div><div>click to edit</div></div><div>Angler to register:</div><div>George Strait</div><div>Continue »</div></div></div>
8	Enter Angler information and repeat until all anglers are entered.	<div><div><div><div><div></div><div><div>New angler</div><div><div>✓</div>Type in the name of your new angler below</div></div></div><div>click to edit</div></div><div>Angler #1</div><div><div>First Name: * Last Name: * Gender: Shirt Size: * E-mail Address: *</div><div>George Strait - Choose - - Choose - <input type="text"/></div><div>Phone: *</div><div><input type="text"/></div></div><div><div>Save & close</div><div>Save & add new angler</div><div>Remove this angler</div></div></div></div>
9	<p>As a sponsored level team of \$2000 or greater, your side pots are included. Be sure to enter the VIP Discount Code prior to checking out.</p> <p>Select (I have a discount code), enter VIPSIDEPOTS, and Select Apply</p> <p>When done properly, you will see a message shown below</p>	<div><div>Payment</div><div>TOTAL DUE: \$5500.00 (I have a discount code)</div><div><input type="checkbox"/> I would like to pay this amount by credit card now.</div></div> <div><div>Payment</div><div>TOTAL DUE: \$5500.00 (I have a discount code)</div><div>Discount Code:</div><div><div>VIPSIDEPOTS</div><div>Apply</div></div><div><input type="checkbox"/> I would like to pay this amount by credit card now.</div></div>

		<div> <div>Payment</div> <div>TOTAL DUE: \$5000.00 (Discount Code applied: VIPSIDEPOTS)</div> <div> <input type="checkbox"/> I would like to pay this amount by credit card now. </div> </div>
10	Sponsored Teams have the option of paying online, with cash or check, or by mail. If you would like to pay online, select the “I would like to pay this amount by credit card now” box.	<div> <div> <input type="checkbox"/> I would like to pay this amount by credit card now. </div> <div> <input type="checkbox"/> I and all above participants have read and agree to abide by the rules and regulations of the tournament. </div> <div>Register This Team to Tournament</div> </div>
11	Check the box to confirm you have read the Tournament Rules and the Release of Liability and Indemnity agreement. Then select Register This Team for the Tournament	<div> <input type="checkbox"/> I and all above participants have read and agree to abide by the rules and regulations of the tournament. </div> <div>Register This Team to Tournament</div>