

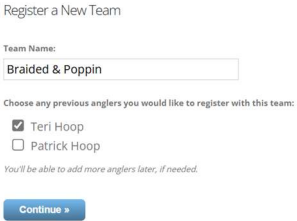
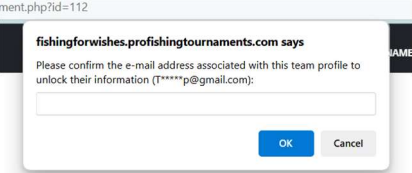
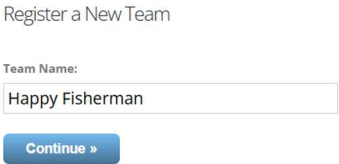
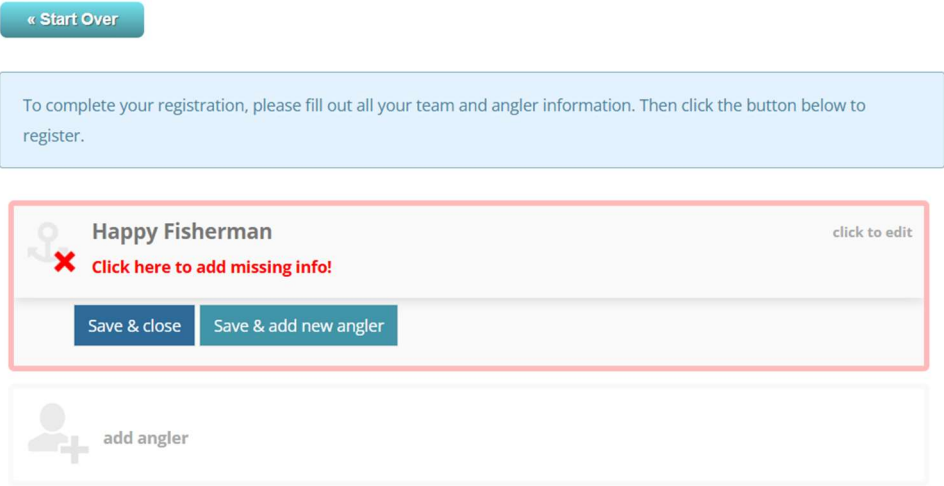
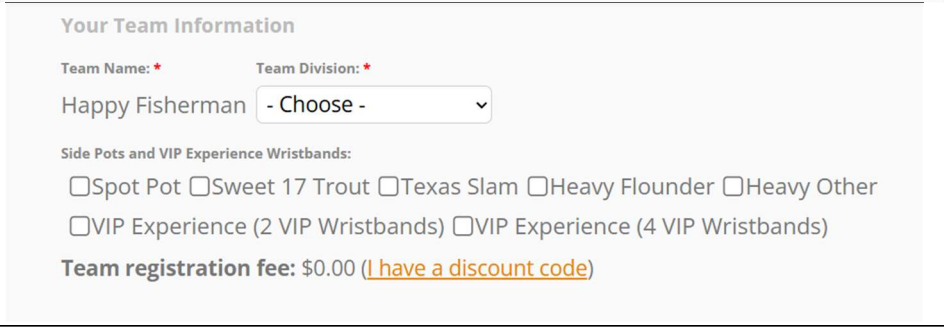
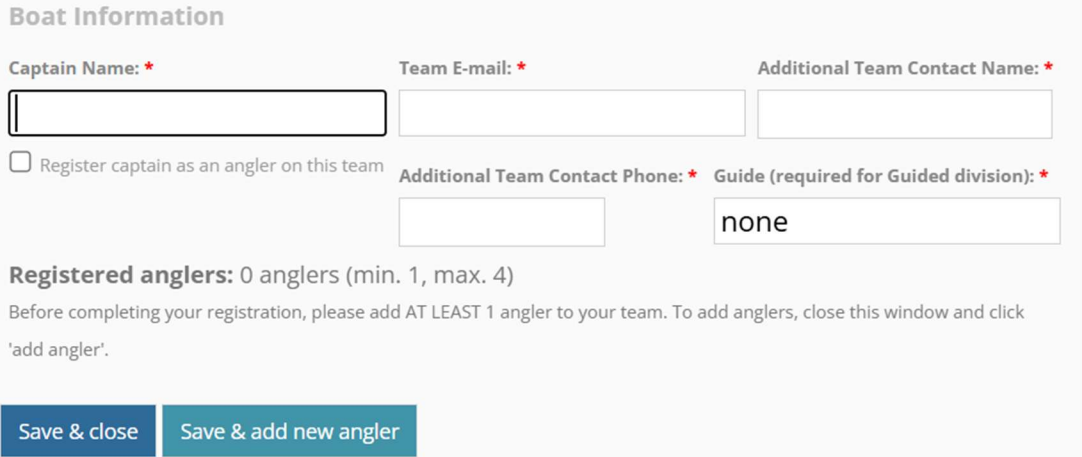
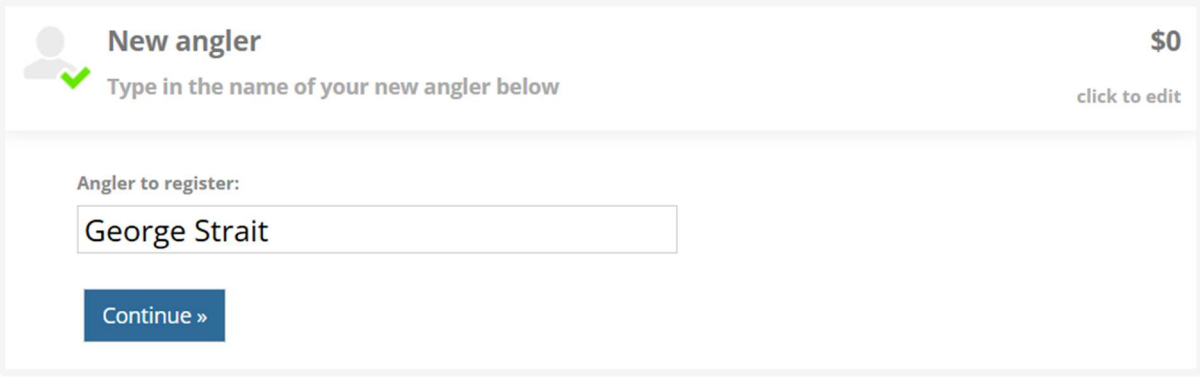
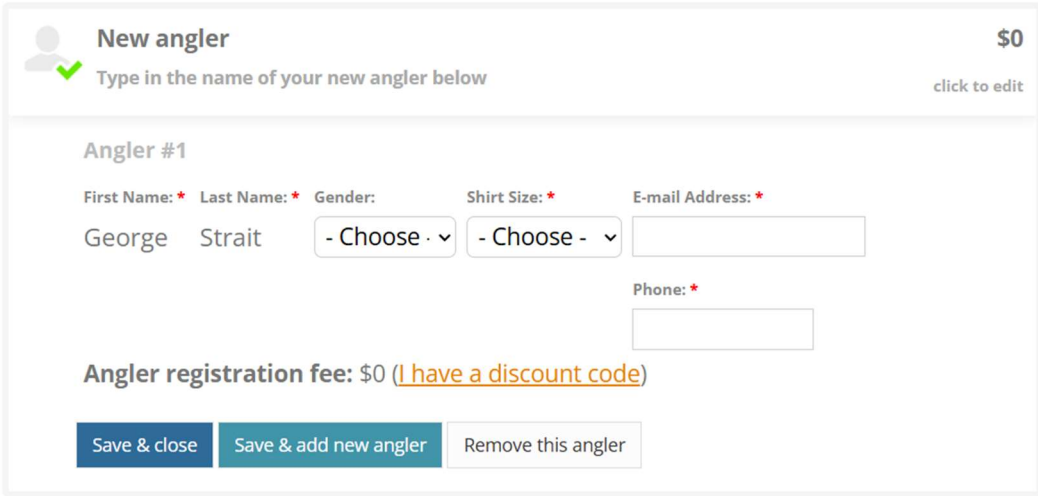
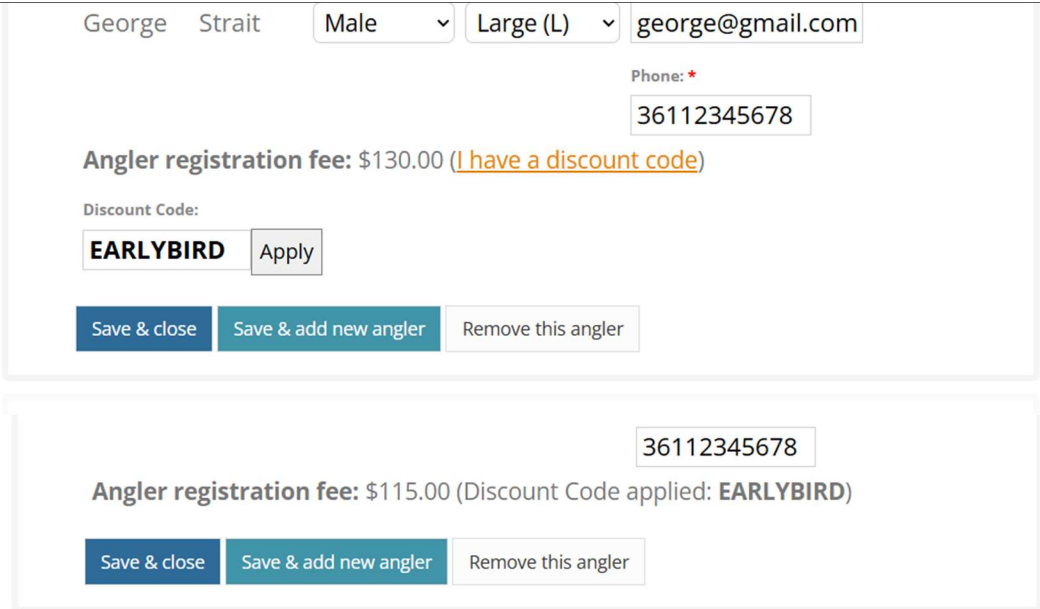


How to Register A Team

| Step | Directions | Visual Aid | |
|------|--|---|--|
| 1 | On the home page, select the “Team Registration” |  | |
| 2 | On the Team Registration Page select “Register a New Team” |  | |
| 3 | Enter Your Team Name and select continue | <p style="text-align: center;">Previously Competing Teams</p> <p>If you have previously participated in this tournament, your team name may auto-populate. When selected, it will request you select an angler and enter the email address to confirm your identity before the registration form will move to the next step. It will appear like this:</p>  <p style="text-align: center;">Security Pop-Up</p>  | <p style="text-align: center;">New Teams</p>  |

| | | |
|---|---|---|
| 4 | Once you select continue, the screen will show as follows. Select “Click here to add Missing Info!” |  <p>« Start Over</p> <p>To complete your registration, please fill out all your team and angler information. Then click the button below to register.</p> <p>Happy Fisherman click to edit</p> <p>✗ Click here to add missing info!</p> <p>Save & close Save & add new angler</p> <p>add angler</p> |
| 5 | Select the following based on your team’s registration <ul style="list-style-type: none"> - Team Division (Guided or Non-Guided) - Side Pots - Select Optional VIP Experience Wristbands |  <p>Your Team Information</p> <p>Team Name: * Happy Fisherman Team Division: * - Choose -</p> <p>Side Pots and VIP Experience Wristbands:</p> <p><input type="checkbox"/> Spot Pot <input type="checkbox"/> Sweet 17 Trout <input type="checkbox"/> Texas Slam <input type="checkbox"/> Heavy Flounder <input type="checkbox"/> Heavy Other</p> <p><input type="checkbox"/> VIP Experience (2 VIP Wristbands) <input type="checkbox"/> VIP Experience (4 VIP Wristbands)</p> <p>Team registration fee: \$0.00 (I have a discount code)</p> |
| 6 | Next, Enter your Boat Information. Once all information has been submitted, select “Save & Add New Angler” |  <p>Boat Information</p> <p>Captain Name: * Team E-mail: * Additional Team Contact Name: *</p> <p><input type="text"/> <input type="text"/> <input type="text"/></p> <p><input type="checkbox"/> Register captain as an angler on this team Additional Team Contact Phone: * Guide (required for Guided division): *</p> <p><input type="text"/> <input type="text" value="none"/></p> <p>Registered anglers: 0 anglers (min. 1, max. 4)</p> <p>Before completing your registration, please add AT LEAST 1 angler to your team. To add anglers, close this window and click 'add angler'.</p> <p>Save & close Save & add new angler</p> |

| | | |
|---|--|---|
| | | <ul style="list-style-type: none"> - The Captain in this section is your Team Captain. If your Team Captain is one of the 4 anglers for your team, be sure to select the “Register Captain as an Angler on This Team” box as it will pre-populate the next step. - There is a separate field to put the name of your Guide if you are a part of the Guided Division. Reminder that if your guide is fishing as a part of your 4 man team, they must be listed as an angler in the next section. |
| 7 | When Add New Angler box opens, enter New Angler Name and select continue |  |
| 8 | Enter Angler information |  |

| | | |
|-----------|--|--|
| <p>9</p> | <p>Early Bird Registration Only - If your team is registering within the early registration period, be sure to follow the next step for each angler.</p> <p>Select (I have a discount code), enter EARLYBIRD, and Select Apply</p> <p>When done properly, you will see a message shown below</p> |  <p>The screenshot shows two stages of the registration process. In the first stage, the angler's name is George Strait, gender is Male, size is Large (L), and email is george@gmail.com. The phone number is 36112345678. The registration fee is \$130.00 with a link to 'I have a discount code'. A discount code 'EARLYBIRD' is entered and applied, resulting in a new fee of \$115.00. Buttons for 'Save & close', 'Save & add new angler', and 'Remove this angler' are visible in both stages.</p> |
| <p>10</p> | <p>Once all anglers have been added, check the box confirming you have read the Tournament Rules and the Release of Liability and Indemnity agreement. Then select Finalize and Make Payment</p> | <p><input checked="" type="checkbox"/> I and all above participants have read and agree to abide by the rules and the release of liability and indemnity agreement of the tournament.</p> <p>Finalize & make payment</p> |